


# The Bilge Pump

Rocky Mountain Classics

41st Chapter of the Antique & Classic Boat Society WINTER 2002


FALL - 2001

Rocky Mountain Classics



Wayne Spaulding with 'Pegasus' at Dillon Lake 2001

# Rocky Mountain Classics Chapter of the ACBS



JOIN TODAY! ACBS & ROCKY MOUNTAIN CLASSICS  
CHAPTER, ENROLLMENT FORMS AVAILABLE;  
[www.acbs.org](http://www.acbs.org)

## CORRECTION

In the last issue of the Bilge Pump, Bob Moore's boat 'Betty II' won the award for best Chris Craft presented by Chris Smith. We incorrectly stated that his boat "Inny" had won the award.

We apologize for the error.

- 3 On The Horizon
- 4 President's Message
- 4 Welcome Aboard
- 5 Pegasus
- 6 Captain's Log
- 6 Social/Auction at Frisco
- 8 Anatomy of a Runabout
- 10 Quarterly Crew
- 11 Navajo Photo Gallery
- 12 Trading Dock
- 13 Brightwork
- 14 Over The Stern
- 15 The Beacon

## Snuffer™ Automatic Fire Extinguisher



Mount next to carburetor in engine box.  
21"L x 2" diameter. Automatically triggers  
at 185 F. Includes mounting bracket and 3"  
channel.

**Note: Does not replace required on  
board extinguishers. \$200 +tax & ship**

Part No.	Coverage
AFE-1500	15 cubic ft.

**Call Tom at:  
J-8 Equipment Company  
1-800-523-6877**

Introducing the TRUE Editor of the Bilge Pump conversing with Kathy about the next issue. Corwin is an 11 year old African Grey parrot who enjoys overseeing and 'helping' me when we are putting together the newsletter. He is about as much help as a 4 year old, and he will be that way for the next 40 years!!

And I thought all of my kids were grown and gone!!

Hope you enjoy this issue.

Kathy Lange



## CALENDAR OF UPCOMING EVENTS

January 10-13	Denver Boat Show
January	Wine & Cheese Tasting
January 13	Board Meeting—9AM (at Show Site—all welcome)
March 9	Board Meeting —9AM (573 Park Point Dr., Golden; call Katie Geuin for directions)
April 11-14	ACBS Spring Meeting— Charleston, SC
May 4	Board Meeting — 9AM (Peiffer Elementary, Littleton; call Jeff Waco for directions)
May 4	Boating Safety — 10:30 (Peiffer Elementary; call Jeff Waco open to all members)
June	Dillon Show — date TBA
July	Grand Lake Show —date TBA
August	Navaho Show — date TBA

## DENVER BOAT SHOW

Once again this year we have the privilege of being invited to the Denver Boat Show at the Convention Center in Denver.

This is our 4th year to attend this great show. This year the Show will be from January 10th through January 13th and will feature some new arrivals never before seen in our Club as well as some old favorites.

We are fortunate to have Tom Green coordinating this event for us again this year.

Tom tells us that there may still a possibility of additional room for more boats, so please contact Tom at (303) 629-6881 if you are interested in showing your boat and have not yet been contacted to do so.

We hope to see a lot of our members there during the Show, and we can use all the help we can get for this 4 day event. Bring the family and come on down!!

Watch for publicity on our boats in the Denver Boat Show advertising....

### Dinner Anyone??

Want something to do during the Denver Boat Show?

SEE ARTICLE ON PAGE 6.

## ON MY WAY TO CHARLESTON

There is a special ACBS Spring Meeting scheduled in Charleston, South Carolina the long weekend of April 11-14, 2002.

Charleston is one of America's most beautifully preserved historic treasures with a rich 300-year heritage just waiting to be discovered. It is a journey into the past as available in no other domestic destination. Step back to time before the American Revolution, when Charleston was the seat of British rule and a cultural capitol of British America.. a place where merchants and a planter aristocracy constructed both a grand city and a new society that proved instrumental in molding a new nation.

Today, history can still be found around every corner, largely untouched by modern hands. Church bells still toll the hour, and life moves at a slower pace. Colonial homes, cobblestone streets and magnificent plantations whisper of an age long past. While the Charleston area is a reflection of the past, it is also primed for the present and future. It is forward-thinking, vibrant and convenient. The hospitality industry is one of Charleston's largest, and residents understand and respect the importance of visitors to the area.

The flowers of Charleston will be in their full foliage as April is the peak season. The Hilton Charleston Harbor Resort has reserved special rate rooms for ACBS members.

Mail the form below to **Goody Thomas, P.O. Box 2676, Rock Hill, SC 29732** or email Gail Turner at [aris-toguy@aol.com](mailto:aris-toguy@aol.com) and you will be sent by return mail all details and information about this special ACBS Spring Meeting in Charleston, SC.

Send me more about the ACBS Spring Meeting in Charleston.

Name \_\_\_\_\_ Phone \_\_\_\_\_

Address \_\_\_\_\_ Email \_\_\_\_\_

# At the Helm

## Board of Directors

June Moharter	President (970) 884-2954
Charlie Geuin	Vice Pres (303) 670-9415
Linda Peak	Secretary (303) 933-4535
Cathy Green	Treasurer (303) 797-7630
Charlie Peak	Director (307) 358-6754
Steve Carmack	Director (303) 457-4903
Bob Moore	Director (303) 761-4453
Bob Moharter	Director (970) 884-2954
Tom Green	Director (303) 797-7630
Chip Taft	Director at Large (303) 444-1474
Bob Braaf	Membership (970) 887-2210
Charlie & Katie Geuin	Ship's Store (303) 670-9415
Jeff Waco	Safety (303) 421-3141
Chris Braaf	Shows & Awards (970) 887-2210
Betty Moore	Historian (303) 761-4453

# Welcome Aboard

## New Members

*James Grubbs — Loveland, CO*

*Tom Hiestand — Grand Lake, CO*

## President's Message

Our Club continues to grow in numbers and we are very happy about this! Our new members are bringing their love of boating and enthusiasm to us. We welcome you all!

This is such a busy time of year for us all. We need to enjoy our lives and share them with family and friends. Please take time to read the Bilge Pump and mark dates of meetings and shows on your calendar. Your Board plans what we hope will be of interest to you all, and the Bilge Pump gives that information to you. Read the newsletter and come get to know us at Rocky Mountain Classics.

The Denver Boat Show in January will be very busy for our Club Members who are bringing their boats for display. Maybe you could come down for a day ( or part of one) to show your support and relieve them for awhile. You will meet many people who come to see our "woodies" and share your knowledge with them. It can be a very rewarding time.

Hope to see you in January!

June Moharter  
President

# 'PEGASUS'

In 1954 the Century Boat Company hired the services of well known Packard Motor car designer, Richard Arbib, to design and upscale a boat with futuristic automobile styling for that time. The result was the Coronado 20.

A total of 195 were built in 1955 with only 26 known to still exist today.

With engine options ranging from a 135 HP Gray marine to a 230 HP Cadillac V8, the Coronado was advertised as the fastest production boat in the world with speeds up to 50 mph.

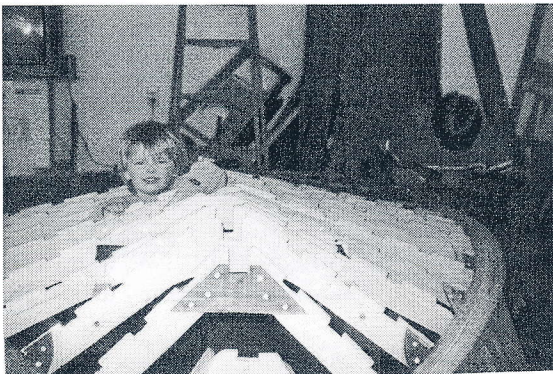
Hull #8 was originally shipped to Channel Marine on Lake Winnepesaukee, New Hampshire, which just happens to be 20 miles from where I was born and raised. There it was purchased for \$4,995.00 by the Holten family. Dan Holten now lives in Evergreen, CO. The boat was used quite often as the family had a summer residence on the lake.

In the late summer of 1957, with only 300 hours on the boat, it sank one night while tied to the family dock. Dan and his family had other boats at the time, so they decided to let her rest where she was. Eight years later, in 1965, the Holten's were in the process of selling their lakefront property and decided it was time to raise the boat. Once above water, it was moved to the family property in Indiana and stored in a barn for over 30 years.

In the Spring of 1997, Mr. Holten decided to hire a transport company to bring the boat to Colorado. He expected the company to put the boat and trailer on a transport rig, but instead they just filled the tires with air and pulled it out to Colorado on it's original trailer (which I still use today)

In the Summer of 1997, I was finishing my first restoration of a 1956 Chris Craft Sportsman. A bartender who was working for me at the time was drooling over the fact that I now had a wooden boat and wanted me to find him one to restore. About two weeks later, I found an ad in the Denver Post. He went down to look at it and brought it back that same day.

After a year and a half of hearing every excuse in the book for why he hadn't started on it yet, he informed me that he was going to sell it and try to buy one already restored. With six people in our family, the idea of having a 20 foot boat instead of a 17 foot boat was very inviting. Soon I found myself driving to his house just to look at the silhouette of this classic covered by numerous tarps. It wasn't long after that I made the deal to acquire the Coronado.



The restoration took 2 1/2 years to complete. The stem, keel, frames, bottom and decks all had to be replaced using white oak and African Mahogany. With a few calls to Bob Moharter and plenty of hours from Rom Nellis, Pegasus was re-launched in the Spring of 2001 at Lake Dillon, Colorado.

At the 2001 Lake Dillon Show, I called the original owner, Dan Holten, and invited him to come and see his boat. He showed up Sunday morning at the docks ready to go for a ride. The stories he had about the boat were fascinating. He plans on

attending more of our shows in the future.

As for the name "Pegasus"...Century Boats were called the 'thoroughbred of boats' and we all know "Pegasus" flies like the wind.



# Captain's Log

## NEW HISTORIAN NEEDS PICTURES!!

Betty Moore has offered to take over the Historian position for our Club. She will keep an album of pictures from all of our shows and activities. She will need help doing this, so if you have any club pictures of events, please share them with her.

NOTE: We have NO pictures from the Dillon/Frisco show last June. Please look thru your pictures and share them with the Club!!

Thanks,  
June Moharter, President

## 2001 PRESIDENT'S CUP AWARDED

Each year, ACBS gives each Chapter President a cup to be presented to someone who has done outstanding work for the Chapter. The 2001 Cup went to Tom Green.

Tom is one of the original founding members of Rocky Mountain Classics. He was Treasurer for 4 years and is now on the Board. He was responsible for our presence in the 1998 Denver Boat Show where so many people were first aware of a local ACBS Chapter. He was instrumental in the ads on radio, TV and newspapers. From exposure in January 1998, we gained enough members to be chartered as the 41st Chapter of the ACBS in May, 1998.

He continues to be the contact with the Denver Boat Show people and you can all meet him there in January of 2002.

Tom was unable to be present at our Fall Social/Auction in Frisco due to business commitments, but the cup was mailed to him and is proudly displayed in his home...

Many thanks Tom!!!


## NEW SECRETARY

The Board has appointed Linda Peak to complete the Secretary position left vacant when Jennifer & Rom Nellis moved. Many thanks, Linda, from all of us!

## SOCIAL AT FRISCO—October 20, 2001

What a beautiful day in Frisco! Wayne Spaulding had his Coronado outside the restaurant, so we all found our way there!

There were 20 members who attended and enjoyed the day. The food was great (many thanks to Wayne and his staff!). The chance to visit with and meet new people was great. Our auction went very well thanks to Tom Lange who served as our auctioneer. Items were donated by members (Braafs, Peaks, Langes, Zempels, Lacys, Geuins and Moharters) and included things like an Ivalight, handmade boat bookcase, cutwaters, assorted boat hardware, magazines, Chris Craft books (new and some signed by Chris Smith, Coke cooler, water skies and numerous other items.



Tom's "going once—going twice—SOLD" was heard as items sold totaling \$682. The money is in our treasury to be used for Club expenses.

Watch for more Socials to come in the future!!!

Dinner Anyone? A group of members & friends will be meeting at the ACBS display during the Denver Boat Show, 6PM Saturday, 1/12. We'll walk to the Rock Bottom Brewery for drinks & dinner. Everyone is welcome! THE AULLS



### The Bilge Pump Newsletter of the Rocky Mountain Classics

Kathy Lange                      850 20th St. 702  
(303) 447-1738                      Boulder, CO 80302  
Email: [tklange@qwest.net](mailto:tklange@qwest.net)

Published quarterly by the Rocky Mountain Classics March, June, September, December  
Deadline for copy & ads is 10th of month prior to publication  
Classified Ad relevant to boating interests free to members  
Business card or display ads \$25/edition,

# NAVAJO PHOTO GALLERY, 2001

BY CHRIS BRAAF







# Brightwork

## Hurrahs & Kudos



Dear Editor,

Just wanted to congratulate you on having your most recent 'Distant Shores' article from the last 'Bilge Pump' reprinted in the Bob Speltz Land-O-Lakes Chapter of the ACBS news magazine, the 'Boathouse'.

As many of us know, the Bob Speltz Chapter is the largest in the country with over 1,000 members. Their news magazine is consistently voted #1. They call on many top notch writers from across the country to contribute to their publication. It is nice to know that our Editor ranks among them. Keep up the good work.



Well. Jennifer and Rom Nellis have surfaced! They are settling in to the island life and were in the process of moving across the island when we heard from them. Jennifer says Christmas is certainly different there with warm winds, soft breezes and and calm seas...sounds heavenly to me!! Happy Holidays!



Overdue thanks to Chip Taft and his daughter for submitting the winning logo for the Rocky Mountain Classics.

After so long without a logo to call our own, it will be great to have our identification to put on wearing apparel, stickers and other items for members.



Thanks to Wayne Spaulding and his staff for making us all feel so welcome at the Social in Frisco.

The food was great (as always). The auction was fun, and it was great to see old friends and meet new ones.. Let's do that again!!

LET US KNOW THE LATEST WITH YOUR PROJECT TO BE FEATURED IN THE NEXT ISSUE!!

UPTOWN



BISTRO

**Blue River**  
BISTRO

*Award winning Italian/American Bistro*

*Contemporary  
American  
Cuisine*

304 Main St.  
Frisco, CO  
(970) 668-5440

The

# OAR

House



**Custom Wooden Boat Restoration  
From Stem to Stern**

- Engine & Trailer Rebuilding -

**Charles Peak-Owner/Operator**  
329 North Third Street  
Douglas, Wyoming 82633  
(307) 358-6754



# OVER THE STERN

Taking a look back

## 2001 SEASON MEMORIES

During this holiday season, sometimes we all get caught up in the hurry and worry of the season.

These are the best times to make a cup of tea and sit back with good friends and remember the great year we just shared together. With the events of September 11th, this seems even more important than in years gone by.... especially the sharing with good friends.

Rocky Mountain Classics is so much more than a boat club. There are over 100 members who all have something very individual and unique to bring to our organization. There is that core of members that has kept this Club going thru all these years, but there also those other members who have new ideas and energy to offer our organization.

This year we got to see some of those people and enjoy the way they can enrich our Club and our enjoyment of our Classics.

The Denver Boat Show in January last year was full of new ideas and fun offering a rare opportunity to get to know other members on a personal basis. There were new members present and new display ideas everywhere. Anyone who attended will remember the stories and appreciation of the general public for the opportunity to share our Classics with us. Children from 1-92 took something with them from being there and I'll bet a few of them were bit by the bug....who knows!

March sent us to just outside Genesee to a comfy meeting place provided by Katie Guein. Yummy treats and wonderful friends made the snowy day seem unimportant.

Our May meeting place was generously provided by Jeff Waco, and the Club did it's annual community service for the residents of Grand Lake by providing some much needed dock repair. Thanks to all who were available to assist.

The Rendezvous in the Rockies at Frisco was something we will all remember. The water was soooo great , the food was equally great and the people....the greatest!. It goes way beyond boats...it's about the friendships that develop and the sharing of ideas and dreams. Wayne and Cindy Sapulding had never done something like that before , and with help of Tordoffs were able to put together a great time enjoyed by all who attended

July and Grand Lake were in rare form for our annual gathering there. We were so fortunate to share the docks with the Yacht Club this year. We enjoyed the location and the hospitality afforded all who attended and will always remember the rumble of a floatilla of woodies posing for a group picture just outside the marina. Shadow Mountain Lake was a true high for anyone fortunate enough to enjoy it's waters. The islands & backwaters created their own adventure for boaters.

The Navajo Show was sunshine, warm temperatures and clear water. The breathtaking scenery made everyone who attended sure to return, and those who were unable to attend eager to join the fun next year.

Our Social and Auction in Frisco in October topped the season off right. The general feeling was that of sadness that the season had come to a close so soon, but anticipation of next season and even more opportunities to share with friends another year of boating and fun.

Let's get to know each other better next season!! See you there!!

## SPARK PLUG WIRES

by David M. Aull

One of the surprises and slight disappointments of getting into boat restorations is the lack of reproduction parts available. I come from the Ferrari and Alfa Romeo world where parts can be had, even if you need to put your house up for sale to get them. Recently, I saw an ad for Ferrari Testarossa spark plug wires for \$960! That's not a misprint – nine hundred sixty dollars for spark plug wires. Granted, this is totally absurd but my point is it can be had. These are the correct wires too, red with the prancing horse logo on the boot caps.

I was unable to locate the correct reproduction plug wires anywhere in the country for my 1956 Chris Craft with a 6-cylinder KBL engine. I was able to find automotive type wires, which included plug caps. This is fine if all you want to do is replace the wires but I wanted the CORRECT wires. So I figured if I couldn't buy them I'd make 'em.

Even research is a bit difficult. I subscribe to all the usual boat magazines but rarely are there pictures of engines. You can always find beautiful boat pictures but two or three nice color photos of the same engine from different angles are hard to find. When I was able to find a few pictures, they were always small, after thought pictures, which are virtually useless for reference.

I'm lucky that I have several original owners and parts manuals with pictures of engines. Although not in color, at least I had a little bit of help. There were the familiar but funny looking little clips that all the lawn mowers had on them. I remember them as a kid and would see them on antiques here and there. It was difficult to make phone calls and tell people – "I want them funny little clips." Finally, someone took mercy on me and explained that these are called Rajah clips. It turns out that Rajah was a company, not a clip! I kept thinking since most of the large American boat builders weren't too far from Detroit, surely they used a lot of the same automotive suppliers. It was hard to believe that there was much difference in hose clamps and plug wires for cars or boats. During the 50's, Hot Rodders would use Rajah clips to hop up their cars too, so I knew I wasn't too far off in my thinking.

Of course when you want something like that, you can virtually eliminate all the so-called automotive warehouse parts stores. I kept driving by a place called Svigel's on South Santa Fe in Englewood. This is the part where one inserts all the tedious disclaimers, caveat emptor blah blah blah. This is a pretty entertaining place to boot. All kinds of old stuff lying around, signs, parts you haven't seen for years, dimly lit, cold and dank. Just the place to kill off a few hours and buy a few Rajah clips too if you're interested. He also had solid core plug wires at about 70 cents a foot. The advantage of this wire is that it can be soldered. NAPA Auto Parts sells plug wire by the foot or by a 25-foot roll. It's about the same price however, this wire can not be soldered. Both kinds are rubber, solid black in color. The clips and little boot caps that go into the distributor cap are easy to find at either Svigel's or NAPA. If you can find a picture of your engine, check to see if the wires are coming out of the distributor cap at a 90-degree angle or are straight. This will determine if you need clips and caps to match the angle. As advertised by Svigel's, I was able to solder the clips and wires together easily as insurance against wires vibrating off and leaving me stranded in the middle of a lake.

If you have a pre-war boat, it is my understanding that you need cloth covered wires. Stephen Gray (SGK Boats) in Alabama sells 4 different colored wires. Once I found out that my boat used black rubber, I didn't pursue much information on that style. You can call Stephen at 334-393-9947 if you need his services.

I was able to find grommets at General Hardware in Denver for the plug wire brackets. As a matter of fact, they were exactly what were already on the brackets. A perfect fit from the old ones.

The rest of the process is just cutting to length, soldering the clips on, and installation. I urge caution that you either do one lead at a time or have the firing order and distributor information handy. You can make a nice evening of this sipping your favorite libation. Go slow to make sure that the wires fit nicely through the wiring looms and secure a good fit. This is a really easy project that really dresses up the engine compartment for a modest sum. My boat runs much better and the performance increase is noticeable.

## INDIANA ACBS - TACHOMETER CABLE Repair

Jayne and I went back to Lake James, Indiana for a week of boating, vacationing and 4<sup>th</sup> of July celebrations. I grew up on this lake and it is here that I caught the wooden boating disease in the first place. We timed our trip to attend the Second Annual ACBS Indiana Region Rendezvous. No doubt, I've seen thousands of Woodies on this lake during the 60's and 70's. I would have given anything to see all those Chris Crafts, Centurys and Lymans again, if for no other reason, just to listen as they idled down the channels. Now I wonder how many Garwoods I've seen there but never appreciated at the time. Have I ever seen a Ditchburn, Hackercraft or Greavette before? I wish I could go back with a video camera and lots of money!

One of the great traditions is a The 4th of July fireworks over the lake. I'd forgotten how beautiful the reflection is from far out on the water. Hundreds of boats out in the lake, quietly bobbing around with running lights on. Then the great finale, aerial bombs, "Saturns" and whatnot were exploding with incredible reflections on the lake. Horns blaring away in support of a great show after the fireworks died down. It was great to be back home and this time with our own Chris Craft.


The Second Annual event was truly great to see. There were 27 boats in attendance with several Chris Craft sedans. One sedan, a 1937, is on Lake James all the time. It's owned by a 17-year-old girl who is trying to restore it herself. Two boats I've never seen in person were a Silver Arrow and a Cobra. The Silver Arrow has the look that draws you to it. It's retro, ahead of its time, War of the World's craziness that was so prominent in the 50's. My jaw dropped when I saw the Cobra. I had always "poo-pooed" the Cobras from the pictures I saw. Boy was I wrong. What a gorgeous work of art! I want one. I spoke with the Cobra owner and they have nothing on Ferrari owners. Serials numbers are embroidered on their golf shirts and hats, everyone knows everyone else, a very small world to be sure. We made lots of new friends and no one could believe we drove 1,100 miles to attend the event. It got to be a joke with everyone after a while but Lake James is deep in my soul, so 1,100 miles was nothing.

Jimmerson Lake, Lake James and Snow Lake make-up a chain-o-lakes, all of which have a very distinctive, feel to them. Going from James to Snow is a channel that is surrounded by cattails and lily pads. Hundreds of redwing black birds, flowers, and frogs welcomed us there. We even saw several nesting swans with signets taking in the morning sun. Just after we left the channel, I noticed my tachometer was hors de combat. I immediately suspected a broken cable. When I returned to Colorado, my inspection proved correct.

There is a great little place that can make a new cable while you wait. Denver Speedometer is on 14<sup>th</sup> & Speer, an old shop that time has passed by. Once again, old signs, parts and clocks are hung about in the shop. I showed him the remains of the cable, a few grunts later and an "I can do that" and he was off. With deft hands, he flawlessly pulled out the correct ends that matched my old cable perfectly. He measured the cable, a quick snip, a trip through the flames to solder the ends, a couple of crimps, a blob of grease and presto. In about 15 minutes and \$37, I had a brand new cable.

Before you run down for repairs, test the tach to make sure it spins freely. Stick the end of the cable into the tach and spin it. If you spin it fast enough, the tach needle will move easily. If not, your tach may be broken too. It may be that the tach caused the breakage and not a tired cable. If the tach is frozen, it will snap your new cable also, so take a few moments to check it out. Denver Speedometer rebuilds tachs too, if you need that repaired. Give them a try, as it was quick and painless experience.

If anyone has information about Western Fairliners boats, please contact me at 720-283-2582 - Thanks



## The Beacon

'Twas the night before Christmas,  
He lived all alone,  
In a one bedroom house  
Made of plaster and stone

I had come down the chimney  
With presents to give,  
And to see just who  
In this house did live.

I looked all about,  
A strange sight I did see,  
No tinsel, no presents,  
Not even a tree.

No stocking by mantle,  
Just boots filled with sand  
On the wall hung pictures  
Of far distant lands

With metals and badges,  
Awards of all kinds,  
A sober thought  
Came through my mind.

For this house was different,  
It was dark and dreary,  
I found the home of a soldier,  
Once I could see clearly.

The face was so gentle,  
The room in such disorder,  
Not how I had pictured  
A United States Soldier.

Was this the hero  
Of whom I'd just read?  
Curled up on a poncho,  
The floor for a bed?

I realized the families  
That I saw this night,  
Owed their lives to these soldiers  
Who were willing to fight

Soon 'round the world,  
The children would play,  
And grownups would celebrate  
A bright Christmas day.

They all enjoyed freedom  
Each month of the year,  
Because of the soldiers,  
Like the one lying here.

I couldn't help wonder  
How many lay alone,  
On a cold Christmas Eve  
In a land far from home.

The very thought  
Brought a tear to my eye,  
I dropped to my knees  
And started to cry.

The soldier awakened  
And I heard a rough voice,  
"Santa, don't cry,  
This life is my choice;

I fight for freedom,  
I don't ask for more,  
My life is my God,  
My Country, my Corp."

The soldier rolled over  
And drifted to sleep,  
I couldn't control it,  
I continued to weep.

I kept watch for hours,  
So silent and still  
And we both shivered

*This poem was written by a Marine  
stationed in Okinawa, Japan. The  
following is his request...*

*"Would you do me the kind favor  
of sending this to as many people  
as you can? Christmas will be  
coming soon and some credit is  
due to our U.S. service men &  
women for our being able to celebrate  
these festivities. Let's try in this small  
way to pay a tiny bit of what we owe.  
Make people stop and think of our  
heroes, living and dead, who  
sacrificed themselves for us."*

Rocky Mountain Classics  
850 20th Street  
#702  
Boulder, CO 80302

